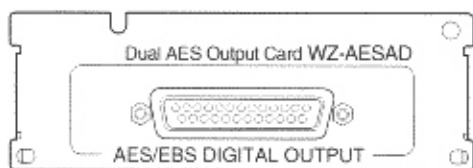


# Panasonic

## Dual AES/EBU Output Card Instructions

Model No. WZ-AESAD

**RAMSA**



Before attempting to connect or operate this product,  
please read these instructions carefully and save this manual for future use.

## ***Introduction***

The WZ-AESAD is an option card to be installed in the AD Converter WZ-AD 96 and WZ-AD96M.

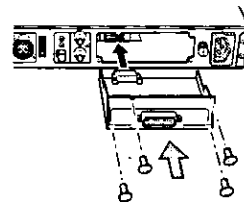
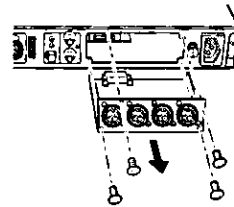
This card supplies an 8-channel, 24 bit, 96 kHz signal to the connected MTRs.

### **Warning!**

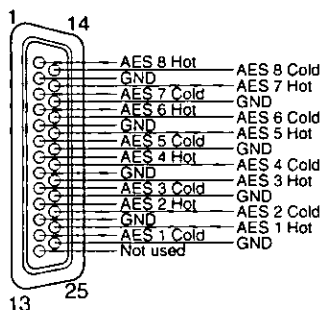
**The installation shown below should be made by qualified service personnel or system installers.**

## ***Installation***

1. Plug off the power cord of the converter from an AC outlet.
2. Loosen four screws as illustrated, then remove the standard AES/EBU output block from the rear panel of the AD Converter.
3. Place the option card into the opening, then push it to the end.
4. Fasten the four screws to fix the option card.



## Pin Assignment



## Recommended Cable

Panasonic part # **DA/DB-XLRM** (DB-25 to 8 Male XLR, Length 3m), AD Output cable is recommended.

## Specifications

Output Connector	DB25
Format	AES/EBU (24 bit AES3-1992)
Signal Level	RS-422
Channel Mode	8 ch, 24-bit, 44.1/48 kHz, Normal AES 8 ch, 24-bit, 88.2/96 kHz, Hi-Speed AES 8 ch, 24-bit, 88.2/96 kHz, Dual AES
Dimensions	108(W)x37(H)x62(D) mm 4-1/4(W) x 1-7/16(H) x 2-7/16(D) inch
Weight	230 g (0.51 lbs)

**Panasonic Broadcast & Television Systems Company**  
**Professional Audio Division**

3330 Cahuenga Boulevard. Los Angeles, CA 90068 Telephone (323) 436-3500

avM1299-0

YWA8QA5357AN

Printed in Japan